

ML-HBND IP66

IP66 Rated Ceiling High Bay (Narrow) Passive Infra Red (PIR) Occupancy Detector & Photocell

Input: 220-240 Vac 50Hz



PLEASE READ THESE INSTRUCTIONS BEFORE INSTALLING THE PRODUCT

This ML-HBND IP66 High Bay (Narrow Detection) Lighting Control has an IP66 rated weatherproof enclosure and can be ceiling mounted. Configurable via the free to download MESHLE APP on Google Play or App Store.



INSTALLATION

To be installed by a competent person with reference to BS 7671 or equivalent local standards. If in doubt consult a qualified electrician.

- Plan where the ML-HBND IP66 is to be located (see diagram 1). Switch off supply and check for hidden cables and pipes.
- Remove the front cover by quarter turning the four quick release fasteners to the '0' position (see diagram 4 overleaf).
- Mount the back section of the mounting box in the required location via the 4 corner holes.
- Thread mains cable carefully through the required membrane entry point.
- Unclip the internal back plate. Remove the required knock out if replacing the optional internal back plate.
- Thread mains cable into the unit. The CBU-HBND IP66 should be connected as shown in diagram 2:
L - Live in. N - Neutral in.
- Reclip the internal back plate if required.
- Replace the front cover ensuring the quick release fasteners are secured in the '1' position.

OPERATION

To check the operation of the ML-HBND IP66:

- Turn on the supply then after 20 seconds if the sensor has recognised movement of a person within its zone of detection the integral red LED on ML-HBND IP66 will stay illuminated for 4 seconds before the red LED turns off.
- Thereafter, every time movement is detected by ML-HBND IP66 the integral red LED will stay illuminated for 4 seconds.

The control also features adjustable time out (time lag) control and daylight threshold control which are configured by the MESHLE APP.

PRECAUTIONS

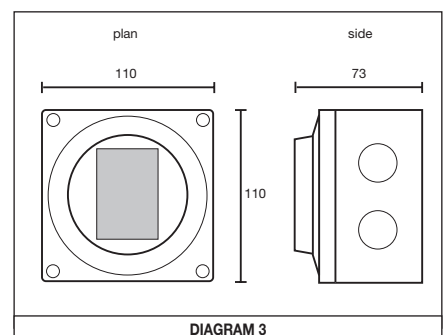
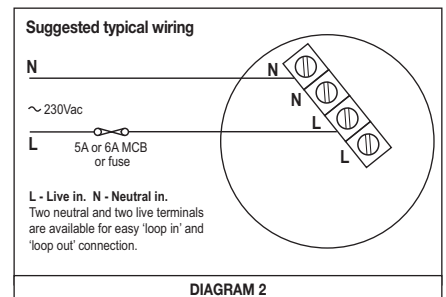
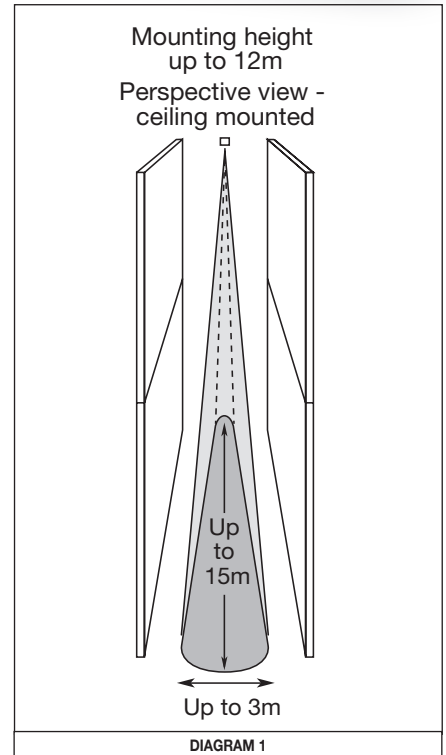
- Do not place the ML-HBND IP66 near heat sources, fans or in ventilated ceiling voids.
- ML-HBND IP66 can be wired in parallel (sharing the same Live and Neutral).
- Do not place close to, or positioned such that, any light source points directly into the ML-HBND IP66.
- Ensure wires and cables are securely held within the connection terminals.
- The ML-HBND IP66 should be protected by a 5 or 6 Ampere mcb or fuse.
- Disconnect the ML-HBND IP66 from the circuit before performing insulation testing of the wiring circuit.**

TECHNICAL DETAILS

INPUT	
Voltage:	220 - 240Vac
Frequency:	50Hz
Max. mains current:	0.05A
Standby current:	0.05A
RADIO TRANSCEIVER	
Operating frequencies:	2.4... 2,483 GHz
Max. output power:	+4 dBm
LUX PARAMETERS	
Range:	5 - 2000 lux
OPERATING CONDITIONS	
Note: The temperature difference between the detection target and the background must be at least 4 °C.	
Ambient temperature:	-20... +40 °C (Iout 0.05 A)
Storage temperature:	-25... +75 °C
Max. relative humidity:	0... 80%, non cond.
CONNECTORS	
Terminal block Wire size:	0.5mm ² - 2.5mm ² solid or stranded
Wire strip length:	6-7mm
Tightening torque:	0,4 Nm/4 Kg.cm
MECHANICAL DATA	
Dimensions:	110mm x 110mm x 73mm
Weight:	255g (unpacked)
Degree of protection:	IP66
Protection class:	Built-in Class 2
Material (casing)	Flame-retardant polycarbonate/ Polypropylene.
Finish / Colour	Matt /Grey (RAL 7035)
Protection class:	Built-in Class 2
CONFORMITY AND STANDARDS	
EMC emission:	EN60669-2-1:2004 inc. A12:2010
EMC immunity:	EN60669-2-1:2004 inc. A12:2010
Safety:	EN60669-2-1:2004 inc. A12:2010
Environment:	Complies with WEEE and RoHS directives

5 YEAR WARRANTY

ML-HBND IP66 comes with a 5 year warranty from the date of manufacture and is CE marked.



DANLERS Limited, Vincients Road, CHIPPENHAM, Wiltshire, SN14 6NQ, UK.
Telephone: +44 (0)1249 443377 Fax: +44 (0)1249 443388 E-mail: sales@danlers.co.uk
www.danlers.co.uk

Company Registered Number 2570169 VAT Registration Number 543 5491 38

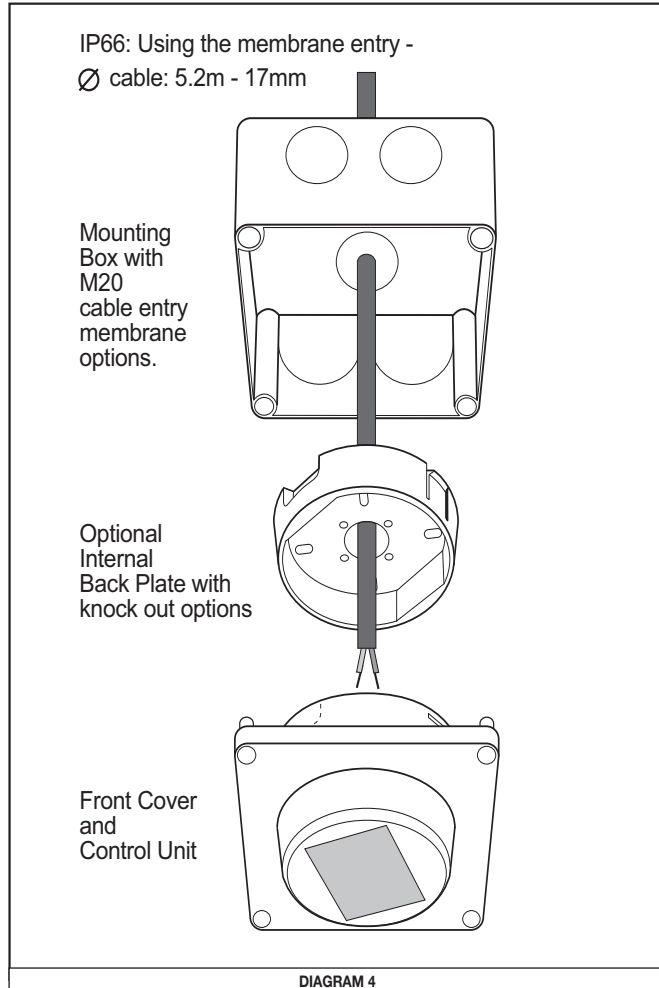
ML-HBND IP66

IP66 Rated Ceiling High Bay (Narrow) Passive Infra Red (PIR) Occupancy Detector & Photocell

Input: 220-240 Vac 50Hz



PLEASE READ THESE INSTRUCTIONS BEFORE INSTALLING THE PRODUCT



DANLERS Limited, Vincients Road, CHIPPENHAM, Wiltshire, SN14 6NQ, UK.
Telephone: +44 (0)1249 443377 Fax: +44 (0)1249 443388 E-mail: sales@danlers.co.uk
www.danlers.co.uk

Company Registered Number 2570169 VAT Registration Number 543 5491 38

DANLERS